
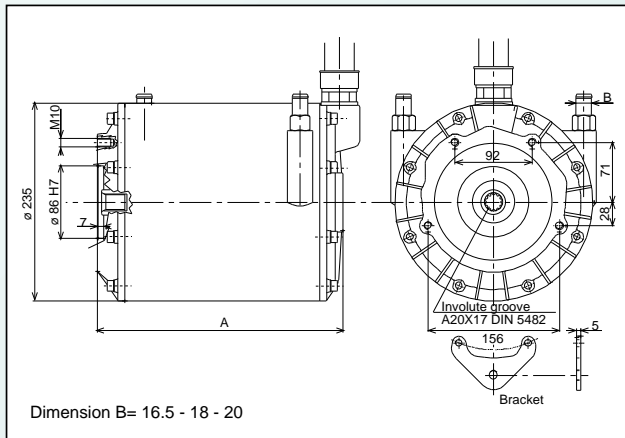


The following AC induction motors are especially designed for electric vehicles.
The motors are watercooled and can be supplied with:

- reduction and differential gear
- parking brake

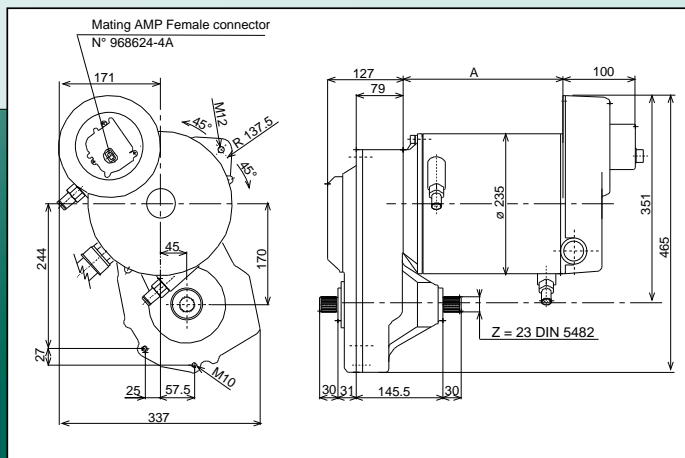

Technical data

		Motor type							
		200-75	200-100	200-125	200-150	200-175	200-200	200-225	200-250
Nominal power (S1)	kW	9	12	15	18	21	24	27	30
Nominal torque (S1)	Nm	30	40	50	60	70	80	90	100
Dimension "A"	mm	216	241	266	291	316	341	366	391
Weight	kg	34	38	41.5	45.5	49.5	53	57	61
Nominal speed	rpm	2'850	2'850	2'850	2'850	2'850	2'850	2'850	2'850
Max. speed	rpm	9'000	9'000	9'000	9'000	9'000	9'000	9'000	9'000
Cooling		water	water	water	water	water	water	water	water



Technical data **Reduction and differential gear**

Gear ratio 8.64:1
Weight kg 15.8



The information contained herewith is subject to change without notice

